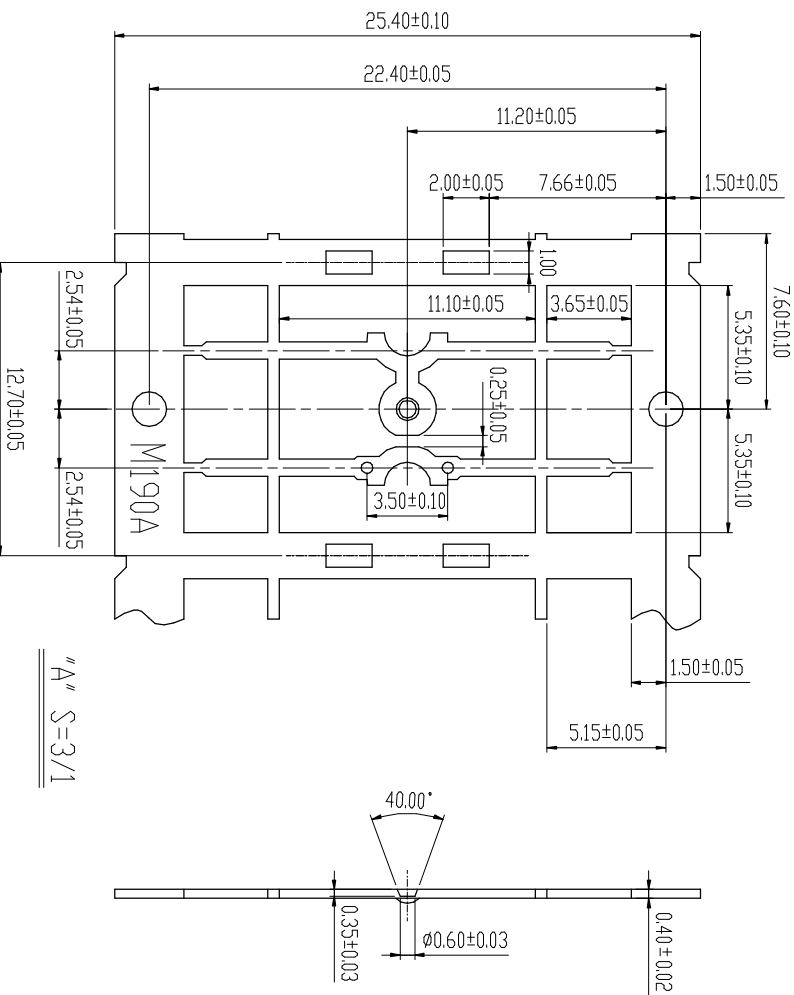
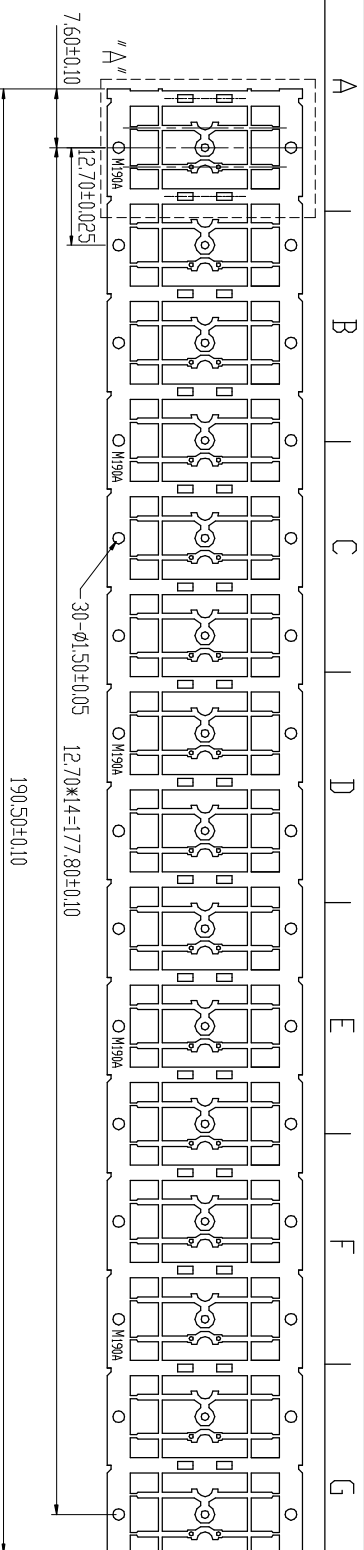



REVISION			
REV	DESCRIPTION	BY	DATE
A	NEW DRAWING	J.S.SHEU	04/07/06
B	MODIFY P/N	J.S.SHEU	01/02/07



"A" S=3/1

NOTES:

1. MATERIAL: 0.4±0.02 THICK ALLOY-194
2. BURR: 0.05MAX. UNLESS OTHERWISE SPECIFIED.
3. RADIUS: 0.3MAX ON ALL SHARP CORNERS UNLESS OTHERWISE SPECIFIED.
4. BOW: NOT TO EXCEED 0.5 IN A 15 FRAME STRIP.
5. CROSS BOW: NOT TO EXCEED 0.15 TO 25.4 WIDTH.
6. TWIST: 0.5MAX. IN A 15 FRAME STRIP.
7. CAMBER: LESS THAN 01 WHEN MEASURED OVER 15 POSITIONS.
8. TWISTING ANGLE: ±2°MAX. OF THE BOWL.
9. TOLERANCE: ±0.1 UNLESS OTHERWISE SPECIFIED.



ANGLES 0°±20°

DR	DATE	MAT'L
J.S.SHEU	01/02/07	SEE NOTE 1
CHK		FINISH
J.S.SHEU	01/02/07	SEE NOTE 2
ENGR		DWG. NO.
		M0346
APPR		

CHALIN PRECISION INDUSTRIAL CO., LTD.

TITLE 2041-M190A REV B

SCALE 1:1 SIZE A4 PART NO. E0346-B360000A SH1 OF 1