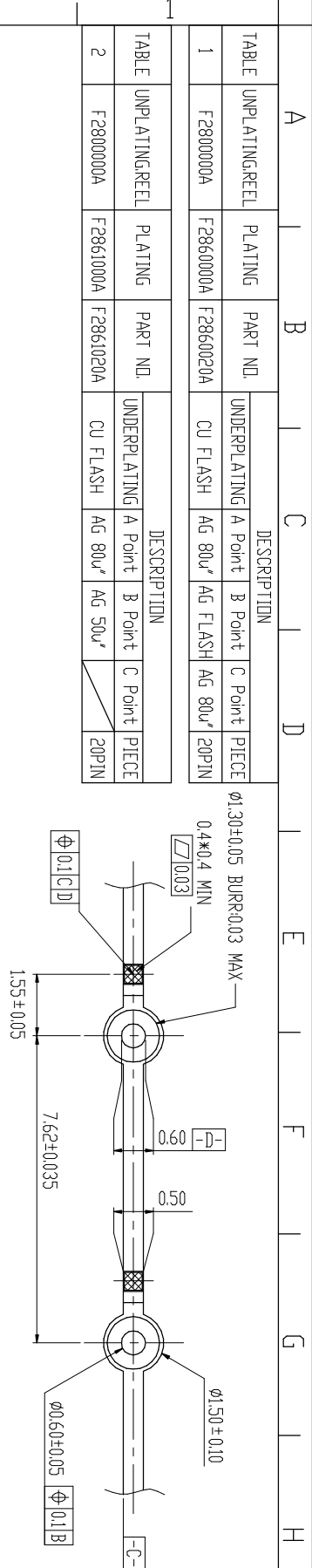


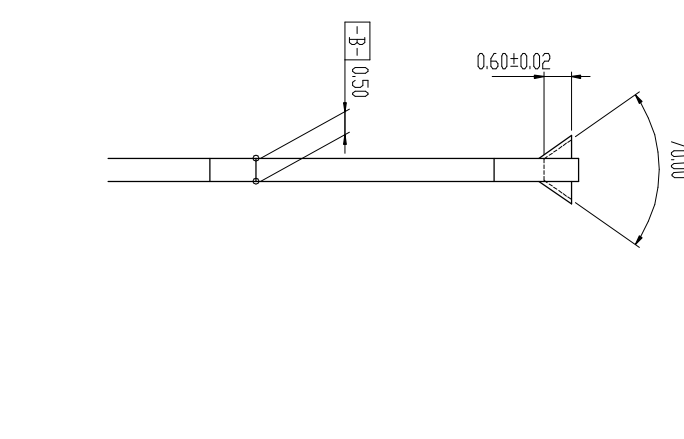
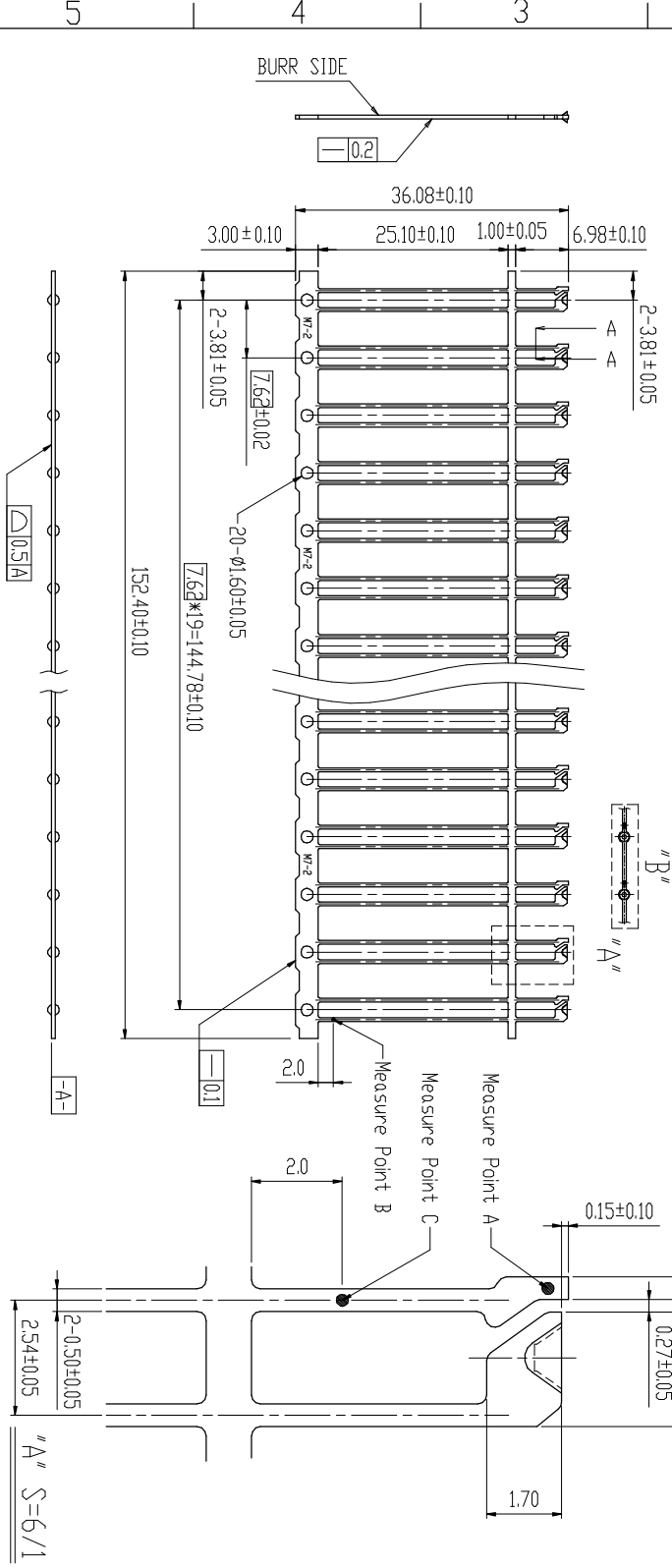
A		B		C			D	
TABLE	UNPLATING,REEL	PLATING	PART NDL	DESCRIPTION			PIECE	
1	F2860000A	F2865000A	F2860020A	UNDERPLATING	A Point	B Point	C Point	PIECE
				CU FLASH	AG 80u"	AG FLASH	AG 80u"	20PIN

1		2		DESCRIPTION			PIECE	
TABLE	UNPLATING,REEL	PLATING	PART NDL	UNDERPLATING	A Point	B Point	C Point	PIECE
2	F2800000A	F2861000A	F2861020A	CU FLASH	AG 80u"	AG 50u"		20PIN

REVISION			
REV	DESCRIPTION	BY	DATE
A	NEW DRAWING	J.S.SHEU	01/12/09



"B" S=6/1  
"A" S=6/1  
"C" S=15/1  
SECTION "A-A"



- NOTE:
1. MATERIAL: 0.50±0.025 THICK SPCC-S.D.
  2. BURR: 0.05 MAX. UNLESS OTHERWISE SPECIFIED.
  3. RADIUS: 0.30 MAX. ON ALL SHARP CORNERS UNLESS OTHERWISE SPECIFIED.
  4. CAN NOT BE DISCOLDR AFTER BY 160° BAKING FOR 2 HOURS.

ANGLES: 0°±20'		DR		DATE		MAT'L	
M/M	J.S.SHEU	J.S.SHEU	01/12/09'	SEE NOTE 1			
0.0±0.13	CHK	J.S.SHEU	01/12/09'	FINISH	SEE PART NO. TABLE		
0.00±0.05	ENGR			DWG. NO.	M0344		
0.000±0.003	APPD						

CHALIN PRECISION INDUSTRIAL CO., LTD.			
DWG TYPE	TITLE	SCALE	SIZE
C	2003M7-2	1:1	A4
REV	A	PART NO.	E03044-F28XXXXXXA
		SHT	1 OF 2