

A B C D E F G H I

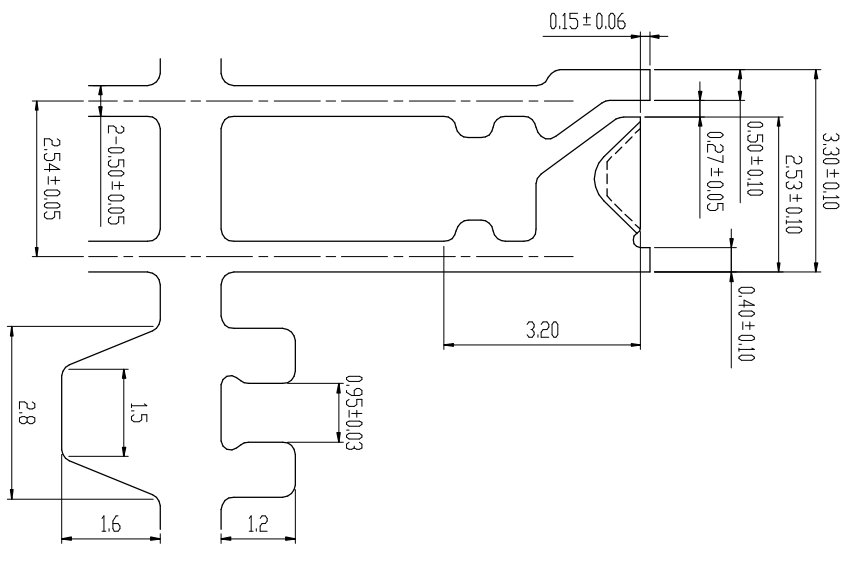
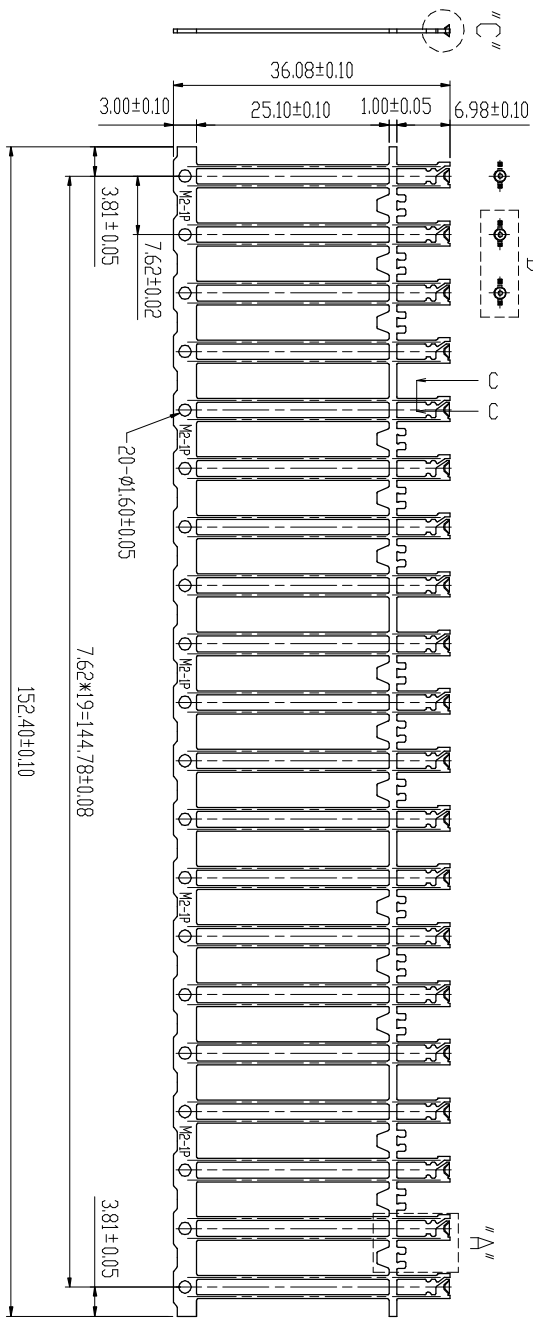
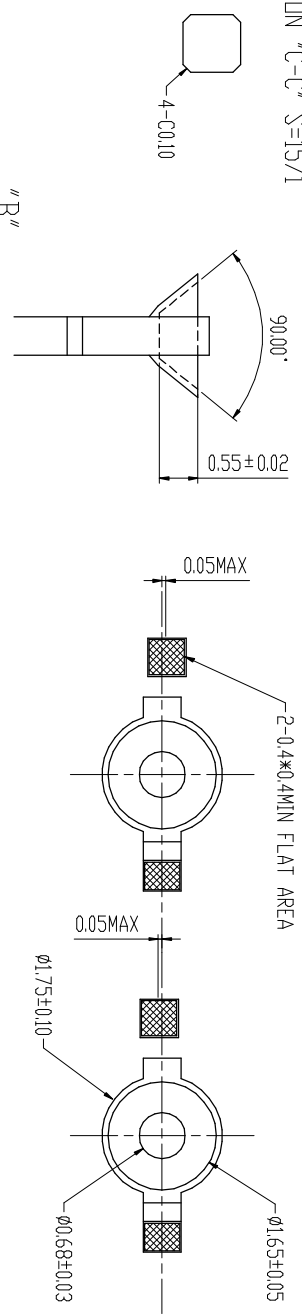
SECTION "C-C" S=15/1

"C" S=10/1

"B" S=10/1

REVISION

| REV | DESCRIPTION | BY       | DATE     |
|-----|-------------|----------|----------|
| A   | NEW DRAWING | J.S.SHEU | 12/06/06 |
| B   | MODIFY P/N  | J.S.SHEU | 01/02/07 |



|          |                      |
|----------|----------------------|
| A380000A | UNPLATING REEL       |
| A386000A | AGLE80U"/F50U" REEL  |
| A386B20A | AGLE80U"/F50U" 20PIN |

| ANGLES 0°±20' | MM         | DR | CHK  | J.S.SHEU | DATE     | 01/02/07 | MAT'L | FINISH     | SEE NOTE 1 |
|---------------|------------|----|------|----------|----------|----------|-------|------------|------------|
|               | 0.0±0.13   |    |      | J.S.SHEU | 01/02/07 |          |       | SEE NOTE 2 |            |
|               | 0.00±0.05  |    | ENGR |          |          |          |       |            |            |
|               | 0.000±0.03 |    | APPD |          |          |          |       |            |            |

CHAIN PRECISION INDUSTRIAL CO., LTD.

TITLE 2003M2-1P REV B

SCALE 1:1 SIZE A4 PART NO. E0457-A38XXXXXA SH1 OF 1

- NOTE:
1. MATERIAL: 0.50±0.025 THICK SPCG-SI.
  2. BURR: 0.05MAX. UNLESS OTHERWISE SPECIFIED.
  3. RADIUS: 0.30 MAX. ON ALL SHARP CORNERS UNLESS OTHERWISE SPECIFIED.
  4. BOW: NOT TO EXCEED 0.50 IN A 20 FRAME STRIP.
  5. CROSS BOW: NOT TO EXCEED 0.20 TO 36.08 WIDTH.
  6. TWIST: 0.50 MAX. IN A FRAME STRIP.
  7. CAMBER: LESS THAN 0.10 WHEN MEASURE OVER 20 POSITIONS.
  8. TWISTING ANGLE: ±2° MAX. DF THE BOWL.
  9. TOLERANCE: IS ±0.10 UNLESS OTHERWISE SPECIFIED.

A B C D E F G H I